



PRODUCT UPDATE
August 2025

Today's **Agenda**

Recently Released Features

- Updates to Groups
- Emtrain Intelligence

Features in Development

- Manage Content Library
- Updated Help Center

Discussion / Q&A

Updates to Groups

Updates to **Groups**

New Dynamic Group Rule:

- Date of Hire is more than [X days ago]
- Supports adding a delay for when new hires receive training
- Use in conjunction with another date-based rule to exclude existing employees

Improvements to Creating & Editing Static Groups

- Search for users to add by first name, last name, employee ID, or email
- List of group members that can be searched, sorted, and filtered
- Group list can be exported as a CSV

Quick Tips for Static Groups

Add an “Empty” Static Group to all Campaigns

- Create a Static Group to pair with campaigns before deployment
- Use this group to pull in one-off assignments when an employee doesn't meet the main group qualifications

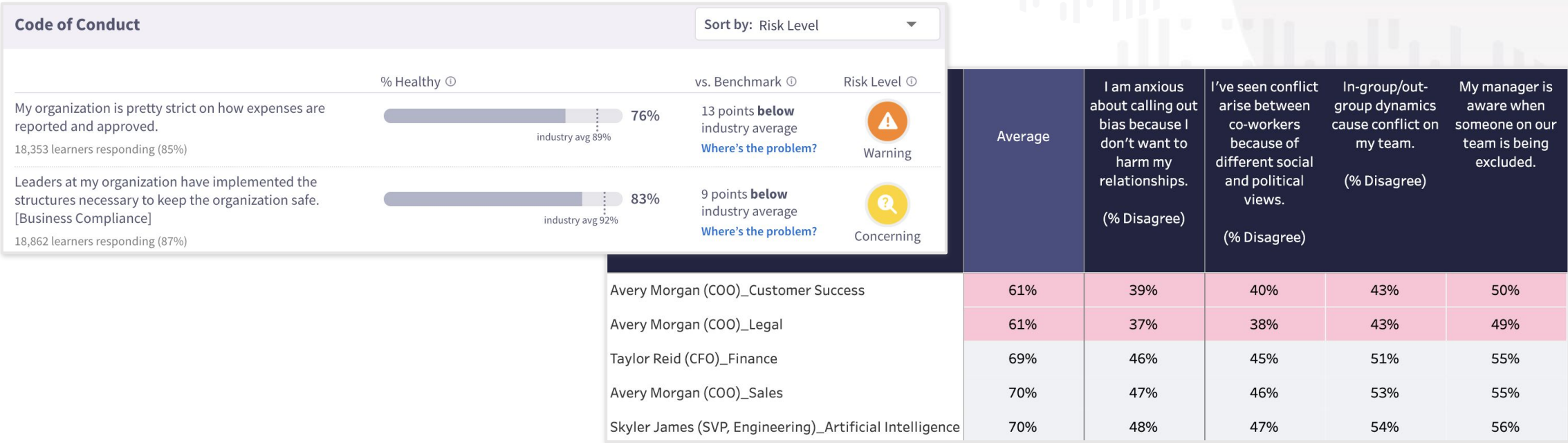
Immediate Assignments

- Static groups connected to active campaigns assign training as soon as a user is added to them

Emtrain Intelligence

Introducing Emtrain Intelligence

Emtrain Analytics has been upgraded to identify industry-benchmarked risks across common risk areas at your organization, using the data already collected from your trainings.



What's changed?

These new views are based directly on feedback gathered from our original analytics offering:

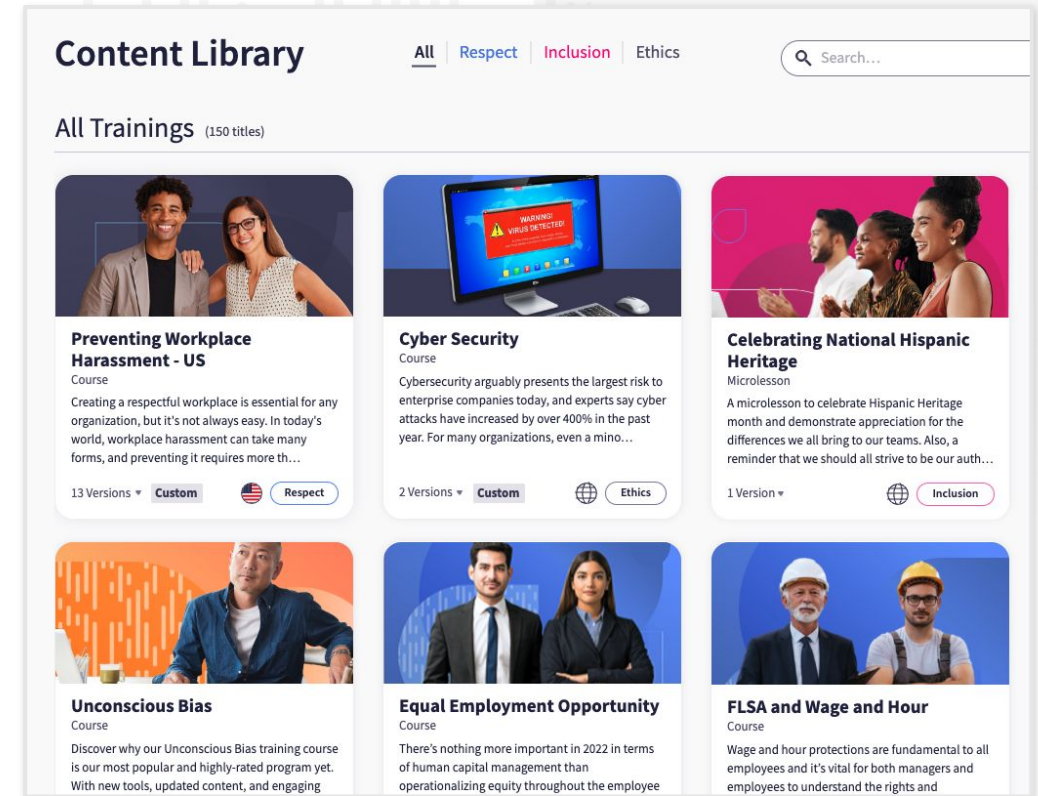
- Industry benchmarking
- Easy to understand numbers (i.e. no “black-box” scoring methods)
- Straightforward longitudinal tracking
- Ability to remove new hires
- Fewer, focused questions to consider
- Recommended actions

New Content Library

New Content Library

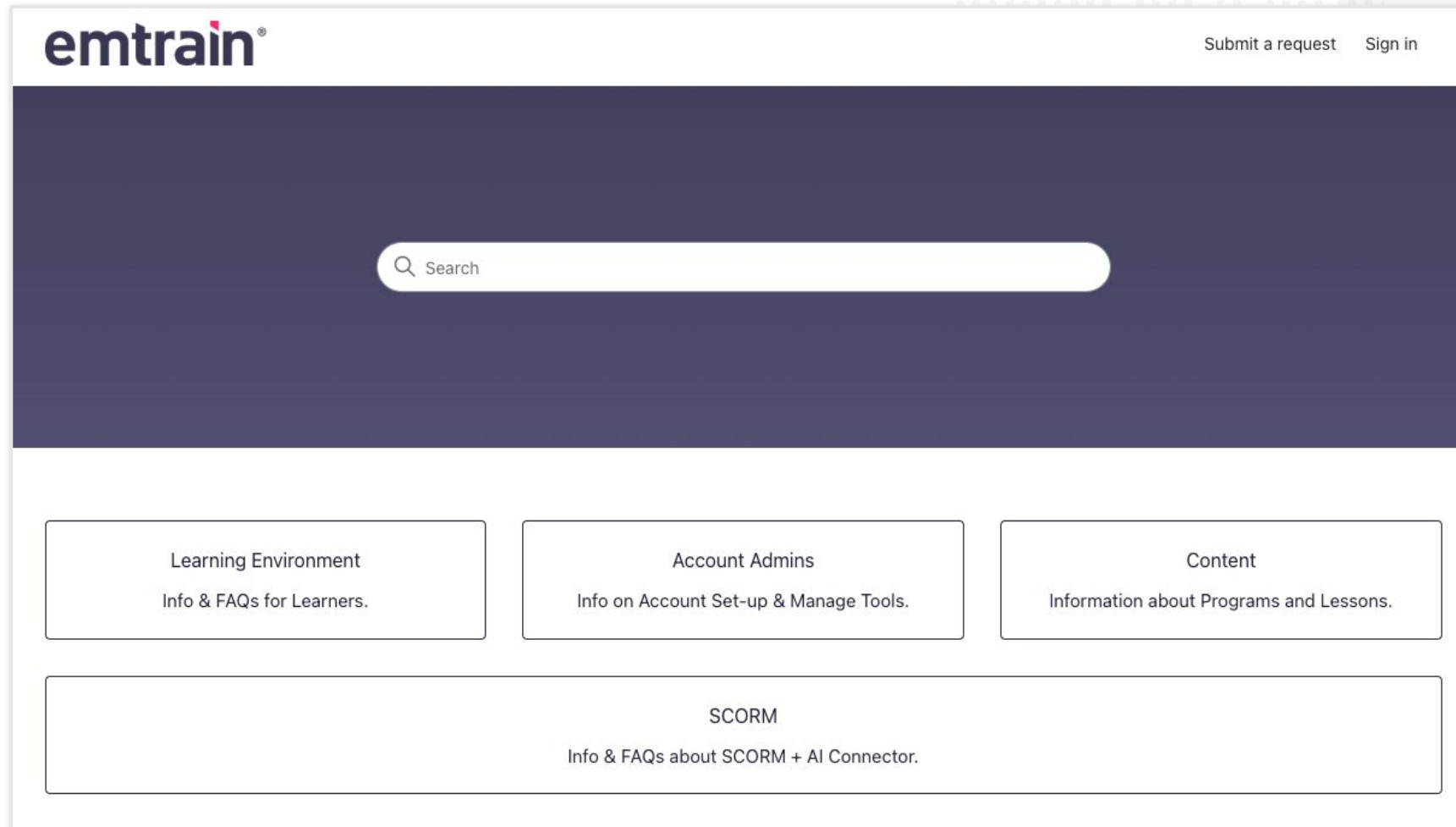
The New Content Library will:

- **Make it easier to find the right training** with smarter search, rich filters, and clear grouping of content with multiple versions.
- **Empower you with more information** on redesigned content tiles and detail pages - so you can quickly compare versions, preview what's inside, and see which titles you've customized.
- **Streamline content configuration** with a cleaner interface, intuitive configuration tools, and helpful safeguards.



Emtrain Help Center

Current Emtrain Support Site



New & Improved **Emtrain Help Center**

The New Help Center will:

- **Make it easier to quickly find answers when you need them** so you can get the information you need without delays or frustration.
- **Provide clearer, more relevant guidance** with updated articles that reflect how you actually use our platform.
- **Be easier to navigate and explore** so using our Help Center feels more natural—whether you're searching for a specific topic or browsing to learn more.

The Users table displays all the employees in your [User Roster](#) along with their profile data. Find it by selecting the **Users** tool on the **Manage menu**.

Default Table Display

The Users table shows only **Active** users by default. **Inactive** and **On Leave** employees exist in your roster, but are hidden from view. Use the [User Status](#) column filter tool to add those users when needed. Read [Searching & Filtering](#) below to learn how to adjust which users appear in the table.

Note

A message above the Users table shows how many users match the default filter settings. For example, **Showing 90 out of 100 Results** means 90 employees meet the filter criteria while 10 are hidden. Select **Show all Results** to clear all filters and display all employees in your roster.

The following columns appear in the Users table by default:

For Emtrain-Hosted Accounts

For LMS-Connected Accounts

- First Name
- Last Name

In this article

- ▶ Default Table Display
- ▶ Searching & Filtering
- ▶ Sorting
- ▶ Adding or Removing Columns
- ▶ Downloading the Users Table

Thank you!

